

What is the Point in Time Count?

- The Point-in-Time (PiT) Count is an annual 24-hour enumeration of people experiencing sheltered and unsheltered homelessness.
- It is conducted as part of Reaching Home, a community-based initiative funded by Housing, Infrastructure and Communities Canada (HICC) to prevent and reduce homelessness across Canada.
- In the Cowichan Valley, Reaching Home funding is administered through United Way British Columbia and supports local efforts to understand and respond to homelessness.

How was the PiT Count done in Cowichan?

- Community leaders, peers, and frontline outreach staff guided the PiT Count planning, identifying priority areas, routes, and best practices for engaging unhoused individuals.
- 12 survey routes were established across municipalities and electoral areas in the Cowichan Valley.
- The PiT Count was conducted on November 27, 2025, from 9:00 a.m. to 4:00 p.m.
- About 25 surveyors, including peers, frontline outreach workers, and volunteers, participated.
- A short survey with five questions was used.
- Participants received a \$10 gift card.

What did we find?

- We counted **428** who are unhoused in Cowichan.

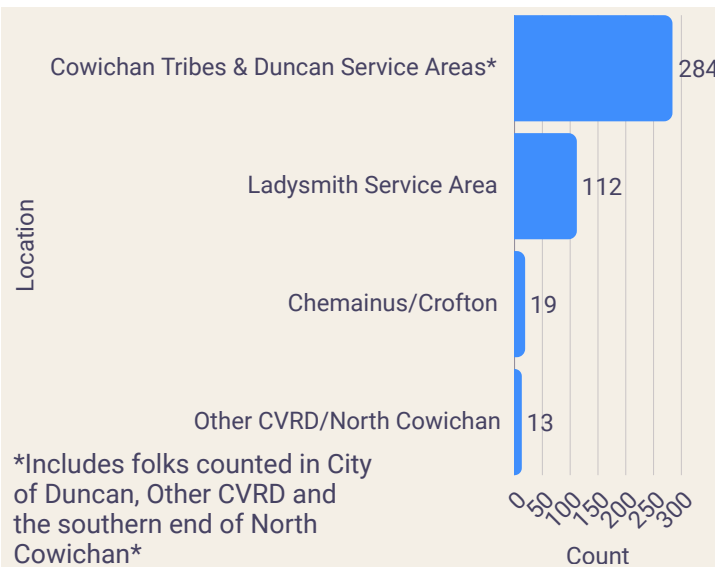


Figure 1: Count of sheltered and unsheltered participants surveyed in each location (n=428).



Taken from: <https://uwbc.ca/stories/2025/point-in-time-counts-take-place-in-nanaimo-and-cowichan/>

- The number of counted unhoused individuals has nearly **doubled since 2023**.
- We think that there was an increase in the number of people captured because Peer Leads and frontline staff helped pick routes and volunteered as surveyors. Including this living expertise made a big difference.

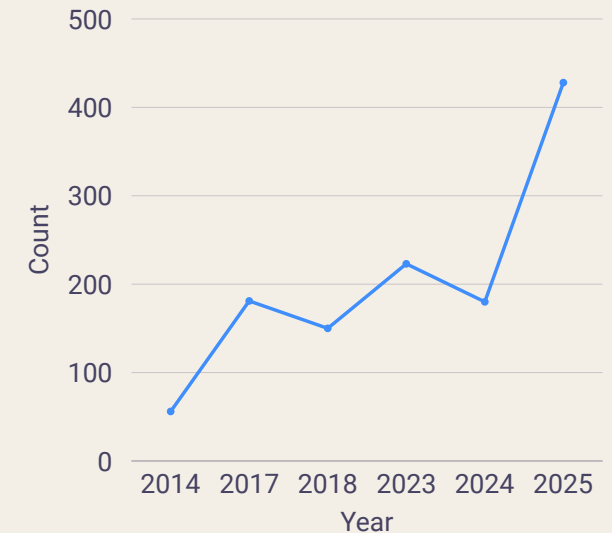


Figure 2: Count of sheltered and unsheltered participants surveyed in each location (n=428).

- The number of **unsheltered participants is higher** than the number of **sheltered participants**.

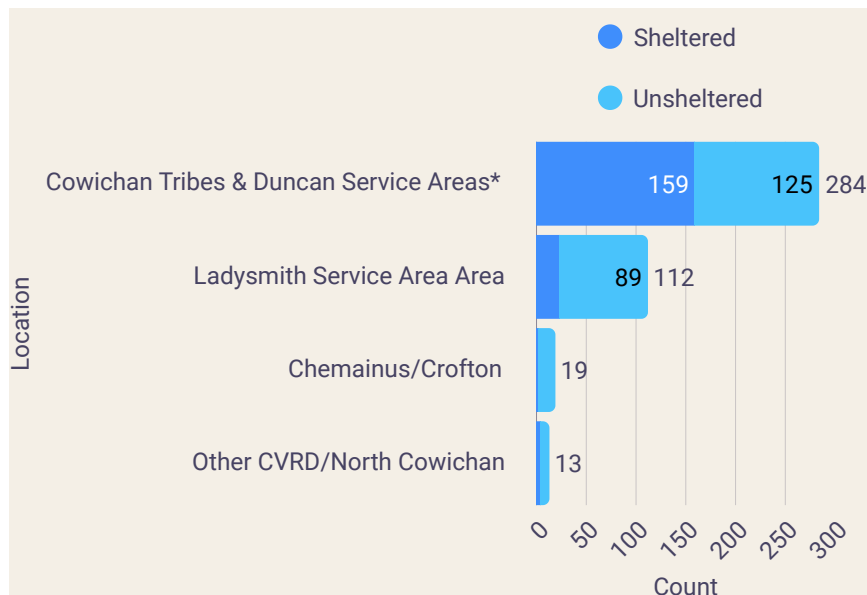


Figure 2: Count of sheltered and unsheltered participants in each location (n=428).

Qualitative Findings:

- 30+ people asked for more affordable housing.
- Many valued outreach staff connecting in community
- Many wanted a building with multiple wellness services under one roof, especially for seniors.

Limitations:

- This year's count happened after 3 significant community events that may have affected the results:
 - Declared Shigella Outbreak.
 - Eviction of the largest regional encampment on Nov. 17.
 - Displacement of individuals to inaccessible areas.

- **Shelters** were the **most common** place to sleep for **sheltered** individuals the previous night.
- **Vehicles** was the **most common** place to sleep for **unsheltered** individuals the previous night.

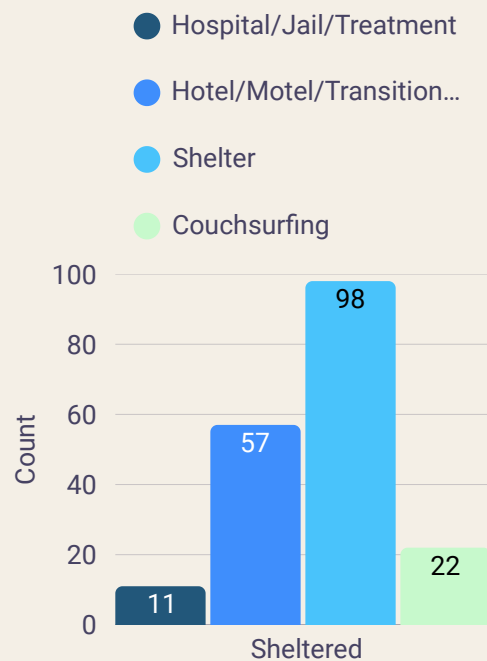


Figure 3a: Locations where sheltered participants slept the previous night (n=188).

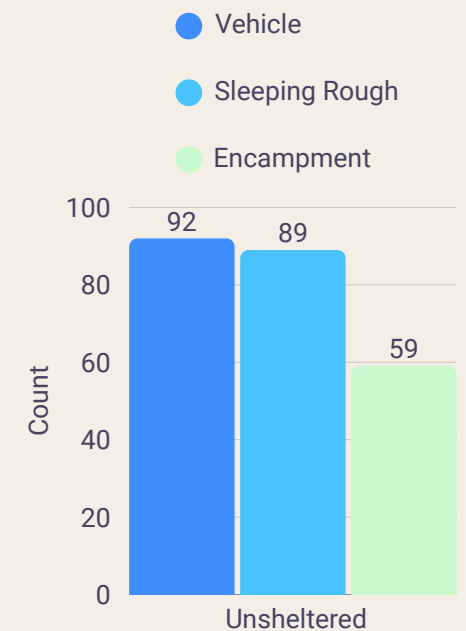


Figure 3b: Locations where unsheltered participants slept the previous night (n=240).

Want to know more?

- If you would like a deeper dive into the data or have feedback, contact the PiT Coordinator Sarah Sadler at ca@cowichanwomenshealth.ca
- Previous Years PiT Count Reports are available on the HSABC website. https://hsa-bc.ca/2024_25_Homeless_Counts.html
- We thank all participants and the 15 local organizations and teams that assisted us in conducting these surveys.